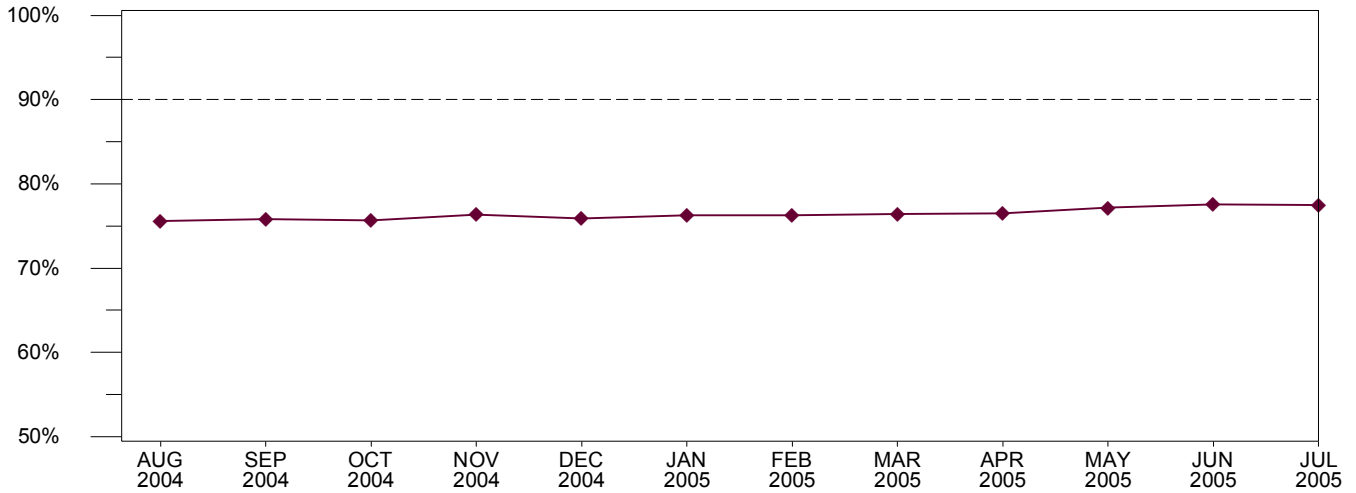


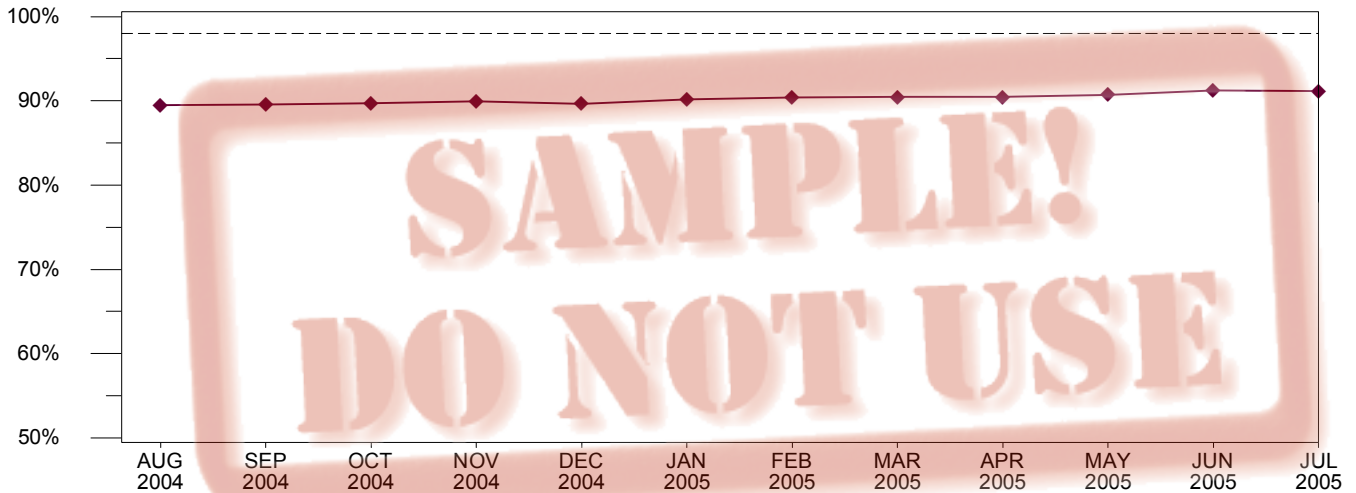
Multnomah County Circuit Court - Court Performance Analyst Case Completion Timeliness Report - Pending (Active) Offense Cases

All Offense

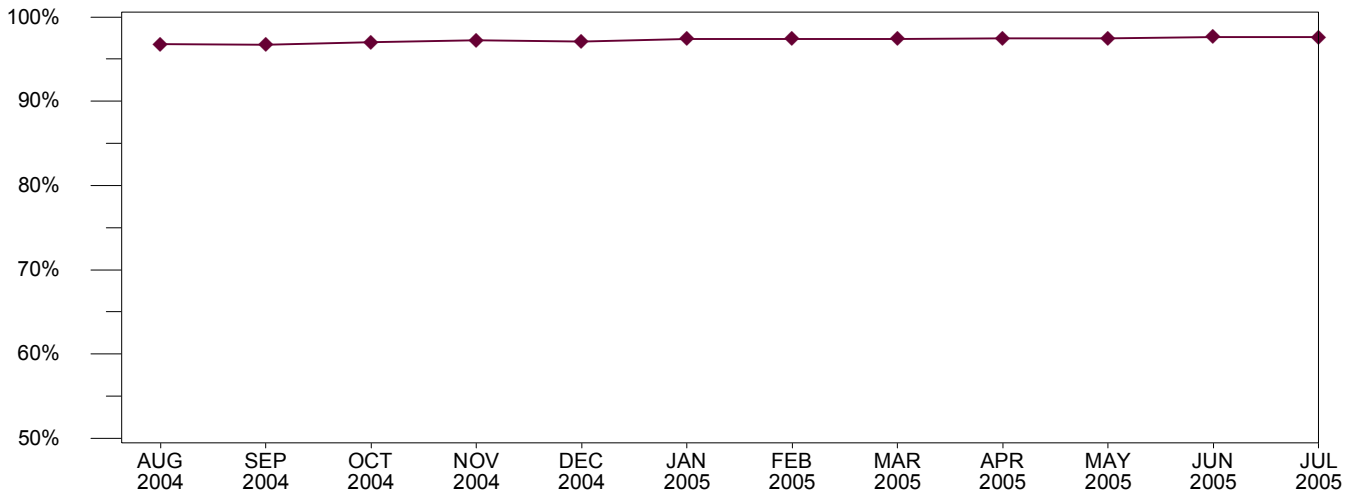
Goal = 90%



Goal = 98%



Goal = 100%



Offense cases include: Felonies and Misdemeanors Combined
 Goals are based on the percent of cases terminated within a certain time period:
90% Goal: Misdemeanors - terminated within 90 days; Felonies - terminated within 120 days
98% Goal: All case types - terminated within 180 days
100% Goal: All case types - terminated within 12 months

Multnomah County Circuit Court - Court Performance Analyst Case Completion Timeliness Report - Offense Cases

All Offense

	Total	90% Goal		98% Goal		100% Goal		Beyond 100% Goal	
		N	%	N	%	N	%	N	%
AUG 2004	13,979	10,564	76%	12,505	89%	13,531	97%	448	3%
SEP 2004	14,081	10,675	76%	12,616	90%	13,619	97%	462	3%
OCT 2004	14,151	10,710	76%	12,694	90%	13,727	97%	424	3%
NOV 2004	14,249	10,880	76%	12,813	90%	13,854	97%	395	3%
DEC 2004	14,417	10,946	76%	12,927	90%	14,002	97%	415	3%
JAN 2005	14,587	11,124	76%	13,153	90%	14,211	97%	376	3%
FEB 2005	14,585	11,124	76%	13,185	90%	14,207	97%	378	3%
MAR 2005	14,543	11,110	76%	13,158	90%	14,168	97%	375	3%
APR 2005	14,712	11,255	77%	13,308	90%	14,343	97%	369	3%
MAY 2005	14,557	11,234	77%	13,209	91%	14,190	97%	367	3%
JUN 2005	14,571	11,303	78%	13,297	91%	14,229	98%	342	2%
JUL 2005	14,434	11,180	77%	13,155	91%	14,087	98%	347	2%



Goals are based on the percent of cases terminated within a certain time period:
90% Goal: Misdemeanors - terminated within 90 days; Felonies - terminated within 120 days
98% Goal: All case types - terminated within 180 days
100% Goal: All case types - terminated within 12 months
Beyond 100% Goal: All case types - terminated after 12 months

The data displayed in the tables on this site were extracted from the Oregon Judicial Information Network (OJIN). The data files are developed from programs written by the Information Technology Division of the Office of the State Court Administrator for the statistical reporting purposes of the Office of the State Court Administrator. In the event that there are errors in any of the underlying OJIN reporting programs, those errors remain in the statistics displayed in these tables. To the extent that errors have arisen in the tables and displays due to the file transfers and compiling of the data for this web site, those errors will be corrected if you will let us know.